

Color preferences in children's drawings in *Taman Kanak-kanak Alquran Ash Shofa*

Ade Nursayyidah¹, Yully Ambarsih Ekawardhani²

^{1,2}Master of Design Department, Universitas Komputer Indonesia, Indonesia

E-mail: ade.75322001@mahasiswa.unikom.ac.id

Abstract: This study aims to see the color preferences chosen by the students in Taman Kanak-kanak Alquran (which will later be called TKQ) Ash Shofa Bandung while drawing. The research uses a descriptive method in the form of document analysis, through observation of data sources. The documents studied are children's drawings in TKQ Ash Shofa and related literature. Color is included as a visual element in the drawing one of which is children's drawing. In this case, color plays a role in conveying the children's feelings, such as the use of black color when they're sad, or yellow color when they're happy. The result of the study found that the color preferences chosen by the students in TKQ Ash Shofa while drawing were the colors that appeared with the highest percentage in children's drawings. The colors with the highest percentage were red, followed by yellow, light blue, and pink which are light colors. Based on the light colors chosen by the students of TKQ Ash Shofa can be concluded that student's feelings while drawing are happy, attractive, and pure.

Keywords: Children's drawing, Color, Feelings, Preferences.

1. Introduction

Drawing is a type of visual art in which one makes marks on paper or another two-dimensional surface using a variety of drawing tools[1]. Based on Kamus Besar Bahasa Indonesia or KBBI (2023) Drawings are portrayals of real or imagined objects or phenomena, such as people, animals, or plants, created on paper or with other materials using various instruments such as a pencil. Drawings are exact replicas of items and landscapes in terms of their form, look, and scale in relation to their surroundings[2]. Drawings aim to show the connections between what is perceived, how it feels, and what we anticipate seeing[3]. Based on the definition, it can be said that drawing is an activity to imitate objects and landscapes in a form that is the embodiment of the human image. Drawing is not an activity that is done by adults only, but also by children.

Children enjoy drawing, whether or not they are naturally talented at it[4]. Because for them, sketching is a place where they can play, experiment, express themselves, and be creative[4]. Drawing is another hobby that helps foster children's cognitive growth, particularly during their formative years, between the ages of 0 and 6, when attitudes, behaviors, and personalities of individuals will be established for the rest of their lives[5]. Drawing activities carried out by children produce a work of drawing termed a children's drawing. Drawings by kids are frequently utilized in diagnostic, personality, and cognitive assessments[6].

Children's drawings are representations of children's work that combine all of their senses in a way that allows them to understand what they see while also processing it in a way that allows them to

transmit a message or a story[4]. Based on the research of Hopperstad (2008) Drawing can be seen of as a mean-making process where young people create signals to convey their ideas and understanding in a visual-graphic format[7]. Children's drawings are considered fine art and are equivalent to regular drawing. Shape, texture, space, structure, and color are the components of fine art[8]. So that children's drawings also have elements of shape, texture, space, structure, and color in them. Colors in children's drawings have a fairly important role because the color selection made by children can represent emotions from the feelings the child is experiencing.

An interdisciplinary investigation into the concept of color would involve both the scientific and the artistic perspectives. According to science, color is a phenomenon between light and human vision that causes color perception[9]. Colors are generally divided into two, namely primary colors and secondary colors. Primary colors is a base colors that cannot be produced from a mixture of other colors, consisting of red, blue, yellow, white, and black.

Whereas secondary colors are derived colors made from a combination of primary colors, for instance, a combination of blue and yellow will result in green, a combination of blue and red will result in purple, and a combination of yellow and red would result in orange[10].

Based on the research of Goldstein (1939) Children's use of color is an unintentional expression of their feelings. In order to be able to see the emotions that children are experiencing through drawing activities and the use of color in their artwork[11].

While conducting this research at TKQ Ash Shofa, drawing activities included activities that students liked, especially students from study group A. They seemed enthusiastic when they poured their work on a white paper. Drawing activities are always in the daily learning activity plan because drawing and coloring are important activities that stimulate the child's growth and development, includes in this instance the expression of feelings through symbols and colors[12].

This study aims to determine the preferences or tendencies of students in TKQ Ash Shofa in choosing the colors used when drawing. Based on the color selection at the time of drawing, it can estimate the emotions felt by the children when drawing.

2. Method

The method used in this research is descriptive in the form of document analysis through observation of data sources. Descriptive research seeks to identify a phenomena and its features[13]. In order to acquire information for the descriptive method, which focuses more on what happened than on how or why it occurred, observation and survey instruments are frequently used[13]. For an explanation of research framework carried out in this study, can be seen in Figure 1 below.

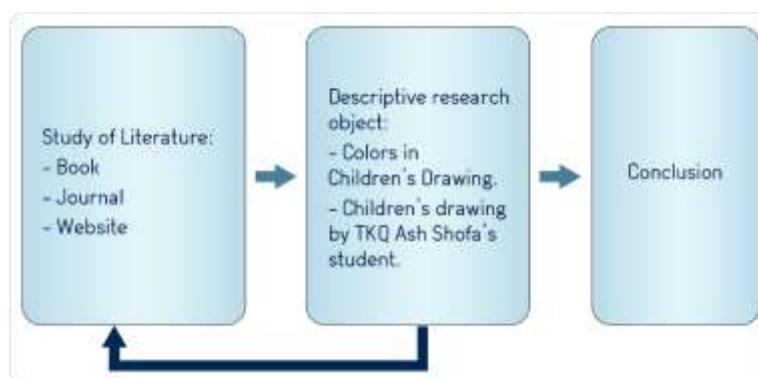


Figure 1. Research framework.
Source: Personal documentation.

From Figure 1 regarding research framework, it can be seen that the source of the data or documents studied are children's drawings from TKQ Ash Shofa students in the study group A, as well as studies of related literature. This method is used to describe the findings in the data source, namely children's


drawings, to see the colors used in the children's drawings and draw conclusions from the findings that have been described. The findings are associated with the hypothesis that the colors used by children in the drawings they make represent the emotions and feelings they are feeling. The subjects in this study were students of TKQ Ash Shofa study group A, with an age range of 5-6 years old, totaling eight students who participated.

3. Results and Discussion

The color association describes how particular colors provoke certain emotions in humans. Each color can have more than one emotion or thought associated with it depending on the context. The associations we draw to colors are also influenced by their shade[14].

Descriptive object research by observing children's drawing conducted at TKQ Ash Shofa, with the subject being students of group A, which has an age range of 5-6 years old. There were eight participants who took part in the drawing for this study, with the following observation results and findings shown in Table 1.

Table 1. Findings from observations of children's drawings by students of TKQ Ash Shofa.
Source: personal documentation.

No.	Name of students	Children's Drawings	Colors	Results
1.	Alika Syakila Putri (6 y.o)		<ol style="list-style-type: none"> 1.Red 2.Yellow 3.Pink 4.Black 5.Blue 6.Yellow-green 7.Light Blue 	<p>In the drawing by Alika, the order in which the colors are used with the least occurrence are:</p> <ul style="list-style-type: none"> • First, the red color on the rainbow, door, and heart sign. • Second, the yellow color that exists on two objects, namely the sun and the rainbow. • Third, the pink color on the walls of the house. • Fourth, the black color is used as the forming line of the object. • Fifth, the blue color on the roof. • Sixth, the yellow-green color of the rainbow. • Seventh, light blue color as the color of the line on the wave on the bottom edge.

2. Aliya Nayla
Putri
(6 y.o)



1.Red
2.Light
blue
3.Dark
blue
4.Pink
5.Orange
6.Green
7.Yellow
8.Black

In the drawing by Aliya, the order in which the colors are used with the least occurrence are:

- First, the dominating red color on the coloring of the walls of the house and rainbow.
- Second, the light blue color is used in the middle of the roof and windows.
- Third, the dark blue color is used on the borders of the walls and roof, as well as on doors and flowers.
- Fourth, the pink color is used on the roof of the house, and a small part of the rainbow.
- Fifth, the orange color was used on both roofs of the tower.
- Sixth, green color on the grass and leaves.
- Seventh, the yellow color is used on cloud and rainbow objects.
- Eighth, the black color is used as the forming line of the object.

3. Arsyla Mikail
Anwar
(5 y.o,
11 month)




1. Brown
2. Yellow
3. Blue
4. Green
5. Pink
6. Red

In the drawing by Arsyla, the order in which the colors are used with the least occurrence are:

- First, predominantly brown color, used on the forming edges of objects.
- Second, the yellow color on the house object in the center.
- Third, the blue color is used on the body of the animal object.
- Fourth, the green color is used on tree foliage.
- Fifth, the pink color is used in animal object details and door details on house objects in the middle.
- Sixth, the red color on the details of the flowers on the tree, and details on the house objects in the middle.

4. Delisha
Almasyira
(5 y.o,
11 month)



1. Light blue
2. Red
3. Pink
4. Yellow-green
5. Yellow
6. Black

In the drawing by Delisha, the order in which the colors are used with the least occurrence are:

- First, the light blue color is used on the largest objects and doors of houses.
- Second, the red color is used on the second largest object and home window.
- Third, the pink color is used on home wall objects.
- Fourth, the yellow-green color used on the object of the roof of the house and the details of the house.
- Fifth, the yellow color used in the color of the sun.
- Sixth, the black color is used as the forming line of the object.

5. Masayu
Kirana A. A.
(5 y.o,

1. Yellow
2. Pink
3. Orange

In the drawing by Kirana, the order in which the colors are

4 month)



4. Light blue
5. Yellow-green
6. Black
7. Purple

used with the least occurrence are:

- First, the yellow color is used on the object of the head, and two crescents.
- Second, the pink color is used on the clothes worn by the object.
- Third, the orange color is used on some sides of the object and details on the second object in the bottom corner.
- Fourth, the light blue color is used on the headdress of objects, such as crowns, butterflies, and hairpins.
- Fifth, the yellow-green color is used on the headdress of object one and object two.
- Sixth, the black color is used as the forming line of the object and hair on the second object.
- Seventh, the purple color used on the footwear of the first object and details above the head.



6. Rayna Shiza Nasyauqi (5 y.o, 6 month)



1. Pink
2. Light blue
3. Red
4. Black

In the drawing by Rayna, the order in which the colors are used with the least occurrence are:

- First, the pink color used on the body or clothing of the object resembles two small children, and the heart symbol and object resemble an umbrella at the top.
- Second, the light blue color used colors the object resembling a cloud at the top.
- Third, the red color is used to dye the hair of an object that resembles two small children.
- Fourth, the black color is used as a line shaper for two-child objects.

7.	Riza Sinvia Zahira (5 y.o, 1 month)		1. Black 2. Light brown 3. Blue	<p>In the drawing by Zahira, the order in which the colors are used with the least occurrence are:</p> <ul style="list-style-type: none"> • First, the black color is used as an object shaper. • Second, the light brown color is used on two resembling objects. • Third, the blue color is used on two objects resembling a heart-shaped balloon.
8.	Zahra Aidil F. (5 y.o, 9 month)		1. Black 2. Orange 3. Yellow 4. Red 5. Green 6. Light blue	<p>In the drawing by Zahra, the order in which the colors are used with the least occurrence are:</p> <ul style="list-style-type: none"> • First, the black color that is used as a shaper for trophy objects, head objects, box objects, and wavy lines found at the top. • Second, the orange color is used as a shaper for other objects. • Third, the yellow color on the hair details of both objects and the lips of other objects. • Fourth, the red color on the object listed below and on the right side. • Fifth, the green color on the object at the bottom. • Sixth, the light blue color on the trophy details.

Based on the findings in the children's drawings that can be seen in Table 1, it is known that the most colors that appear are red. Red is a component of the basic color, the primary color[10]. In this case, red color which is the dominant color used in the children's drawings signifies the emotion that they felt at the moment. The red color represents the feeling of strength, desire, excitement, and energy[14]. This indicates that the students are happy with their excitement while drawing, so they choose red for their drawing.

